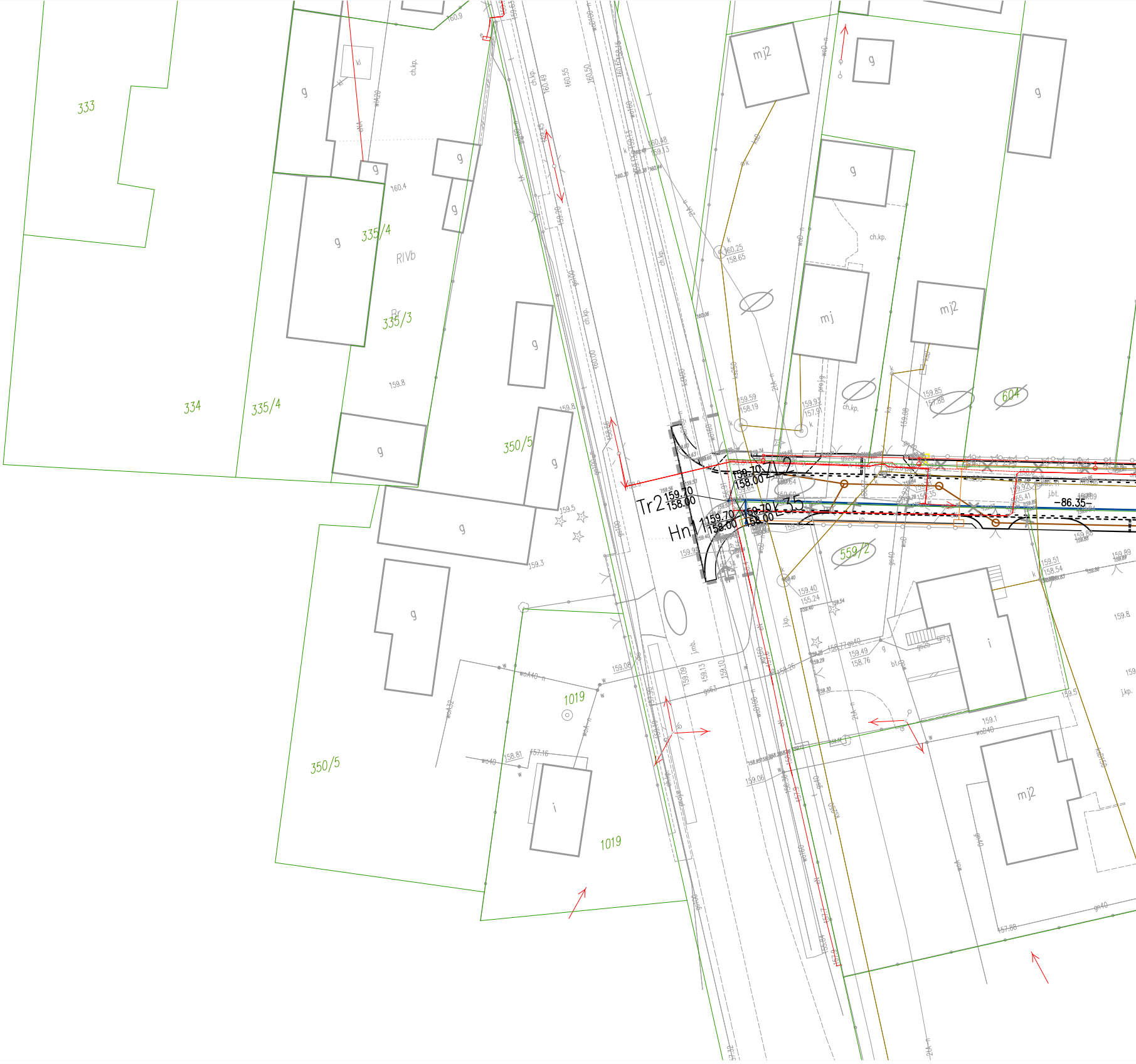
333
334
335/4
335/4
335/3
350/5
350/5
1019
1019
559/2
604
RIVb
Br
g
mj2
mj
i
kl
ch.kp.
j.mb.
j.kp.
j.bt.
bt.
Tr2 159.70 158.00
Hn1 159.70 158.00
159.70 158.00
159.70 158.00 L35
L2
-86.35-
160.9
160.4
159.8
159.5
159.3
160.25 158.65
159.59 158.19
159.85 157.88
159.40 155.24
159.49 158.76
159.51 158.54
159.89
159.88
159.1
159.08
159.09
159.13
159.10
159.06
158.81
157.16
157.88
160.48
159.15
160.55
160.50
160.49
160.00
wA40
wA32
wA40
w040
w160
gs40
gn40
kd160
kd250
k

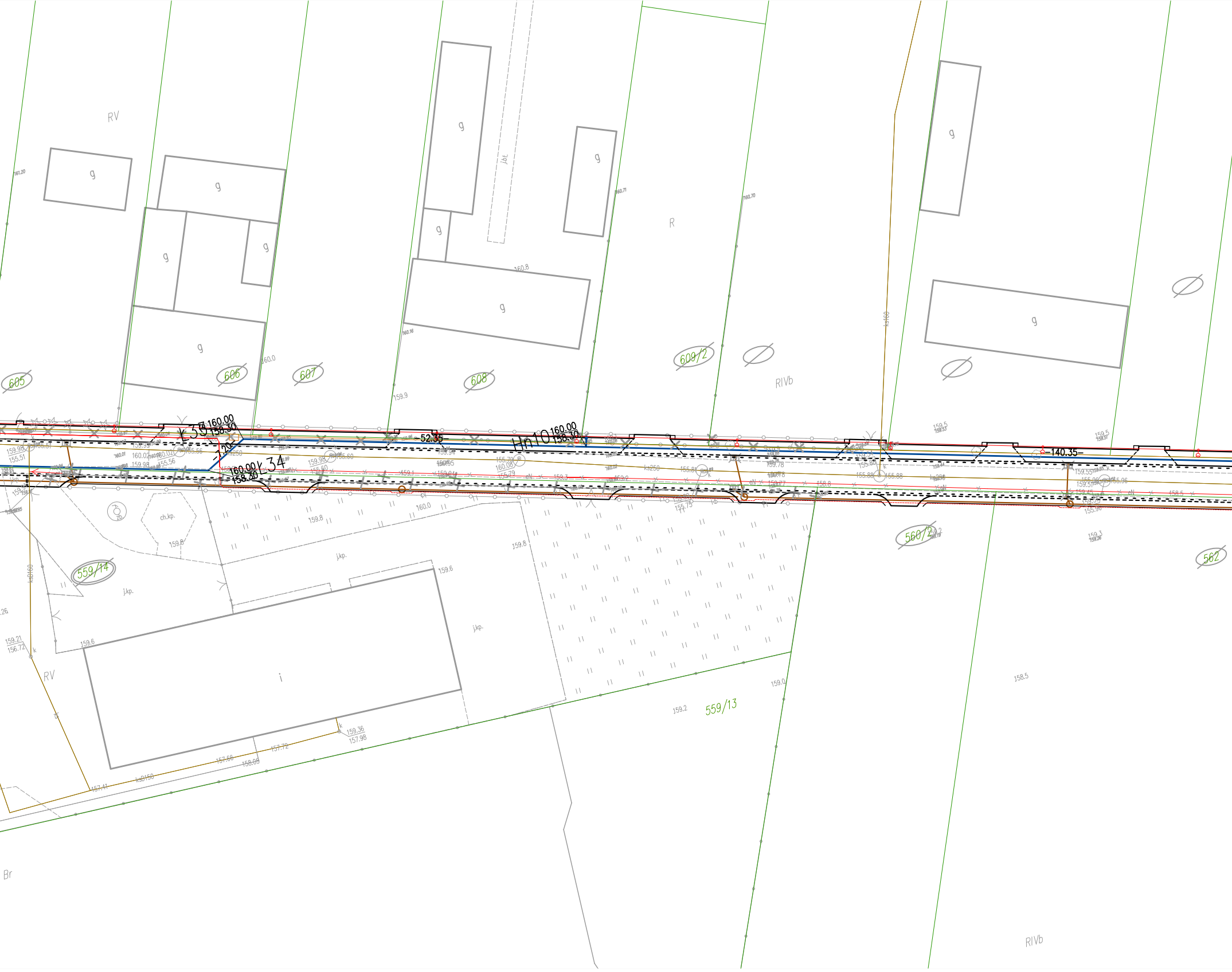
RV
g
R
RIVb
605
606
607
608
609/2
559/14
559/13
560/2
562
j.bt.
ch.kp.
j.kp.
i
Br
L35
160.00
158.30
Hn10
160.00
158.30
L34
160.00
158.30
7.20
–52.35–
–140.35–
160.8
160.0
159.9
159.8
159.6
159.2
159.0
158.5
159.5
159.3
159.36
157.98
157.72
157.66
158.05
157.41
159.21
156.72
k3160
ks250
k3160
ks150

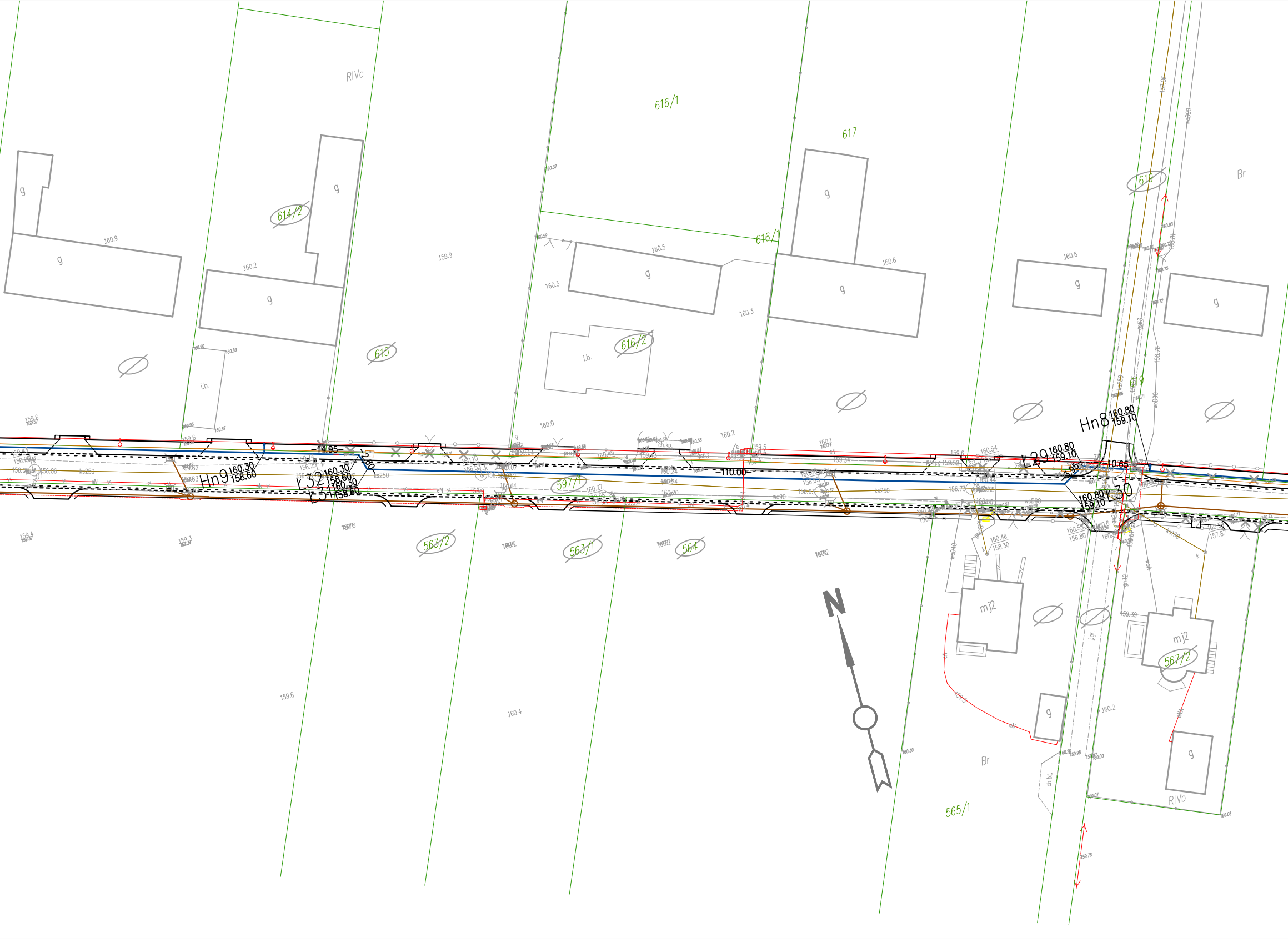
RIVa
616/1
617
619
Br
614/2
615
616/2
616/1
g
i.b.
160.9
160.2
159.9
160.3
160.5
160.6
160.8
160.0
159.6
Hn8 160.80 159.10
Ł29 160.80 159.10
Ł30 160.80 159.10
10.65
3.95
Hn9 160.30 158.60
Ł32 160.30 158.60
Ł31 160.30 158.60
-14.95-
-110.00-
ks250
wo90
ch.kp.
597/1
563/2
563/1
564
159.4
159.3
159.6
160.4
N
565/1
mj2
567/2
RIVb
160.2
ch.bt.
j.gr.

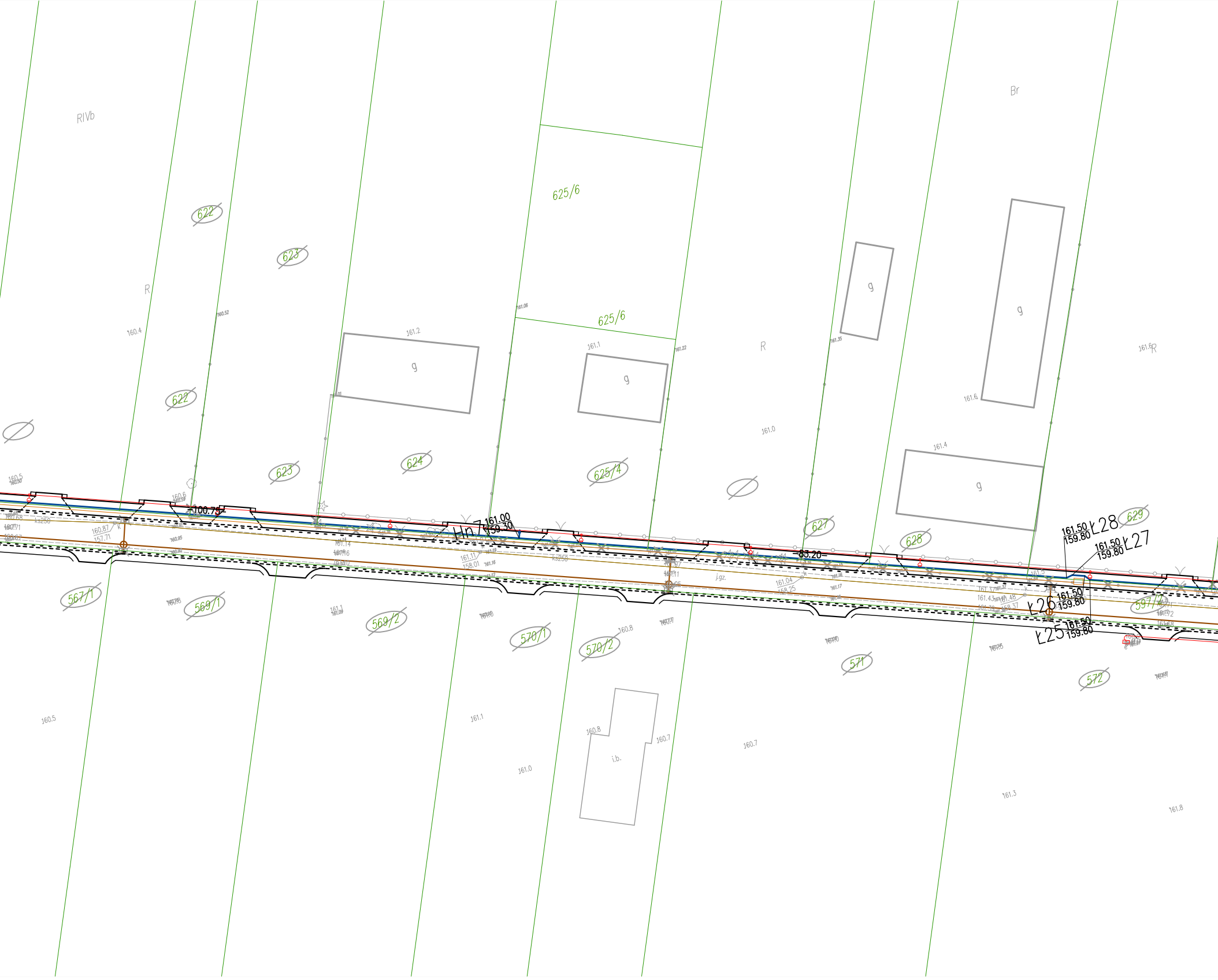
RIVb
R
160.4
622
623
622
623
624
625/6
625/6
625/4
g
g
g
g
g
161.2
161.1
161.0
161.4
161.6
Br
R
627
628
629
100.75
Hn7
161.00
159.30
83.20
Ł28
161.50
159.80
Ł27
161.50
159.80
Ł26
161.50
159.80
Ł25
161.50
159.80
ks250
160.87
157.71
161.11
158.01
161.04
158.25
j.gz.
567/1
569/1
569/2
570/1
570/2
571
572
597/2
160.5
160.8
160.7
161.1
161.0
160.7
161.3
161.8
i.b.

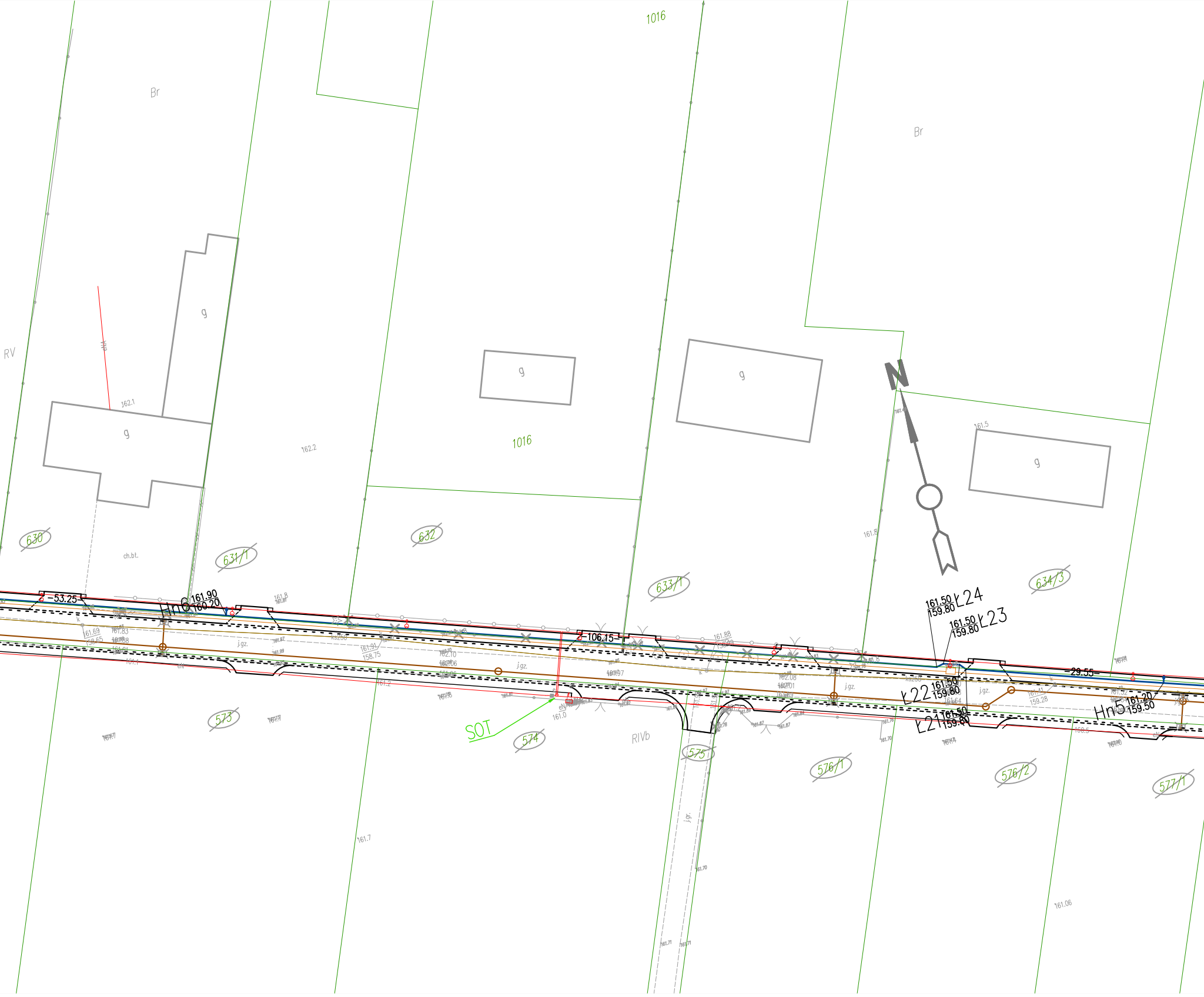
1016
Br
Br
RV
g
g
g
g
g
162.1
162.2
1016
161.5
161.8
ch.bt.
630
631/1
632
633/1
634/3
-53.25
Hn6 161.90 160.20
-106.15
161.50 159.80 Ł24
161.50 159.80 Ł23
Ł22 161.50 159.80
Ł21 161.50 159.80
-29.55-
Hn5 161.20 159.50
j.gz.
SOT
573
574
575
576/1
576/2
577/1
RIVb
161.7
161.70
161.06
j.gr.

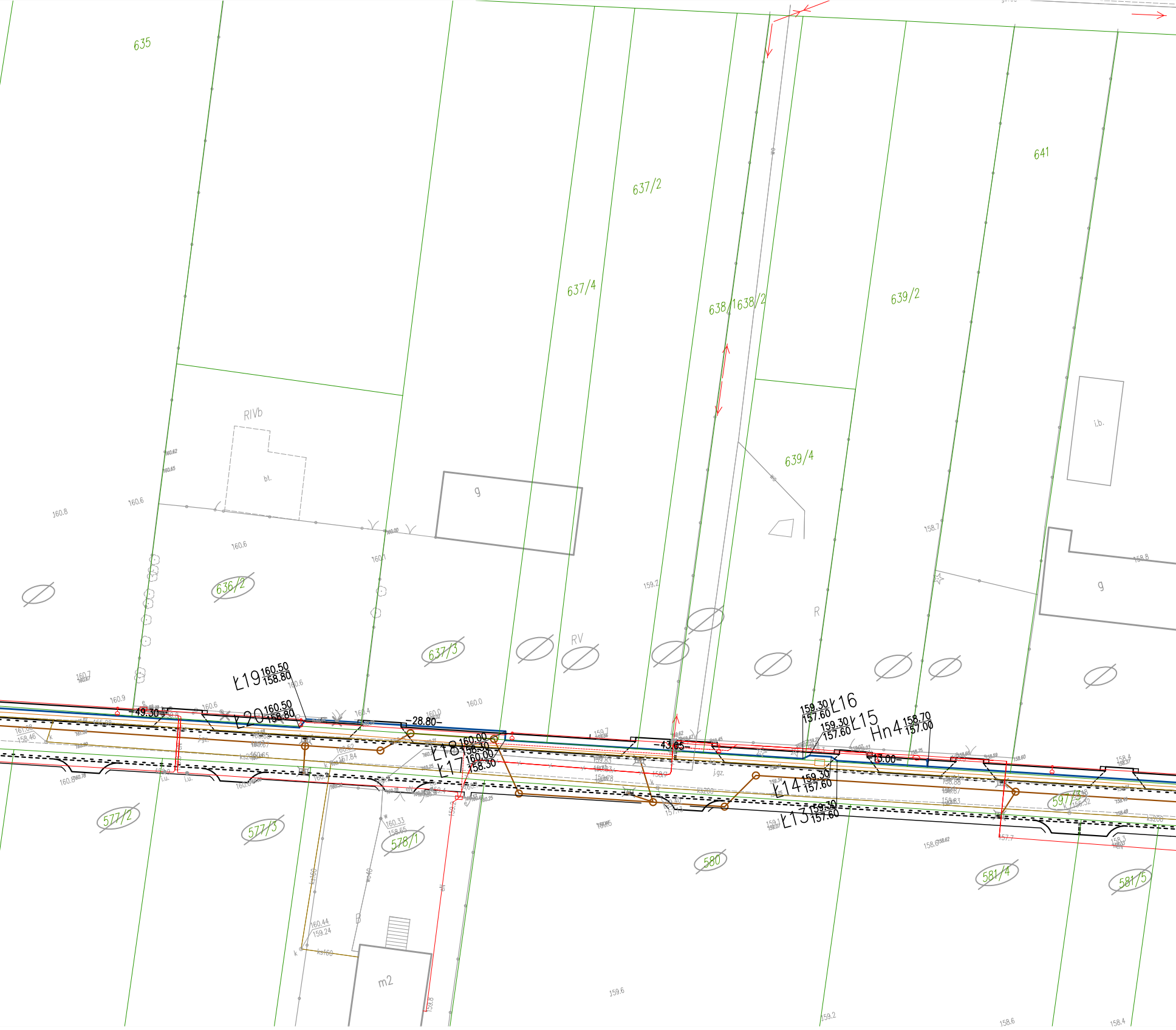
635
637/2
637/4
638/1638/2
639/2
641
639/4
RIVb
bt.
g
i.b.
R
RV
636/2
637/3
577/2
577/3
578/1
580
581/4
581/5
597/3
Ł19 160.50 158.80
Ł20 160.50 158.80
Ł18 160.00 158.30
Ł17 160.00 158.30
Ł16 159.30 157.60
Ł15 159.30 157.60
Hn4 158.70 157.00
Ł14 159.30 157.60
Ł13 159.30 157.60
-49.30-
-28.80-
-43.65-
-13.00-
m2
B
160.8
160.6
160.6
160.1
160.7
160.9
160.6
160.4
160.0
160.0
159.2
159.7
158.7
158.8
158.4
160.33
158.65
160.44
159.24
159.6
159.2
158.6
158.4
159.8
j.gz.
i.u.
ks200
ks160
wo40
w
k

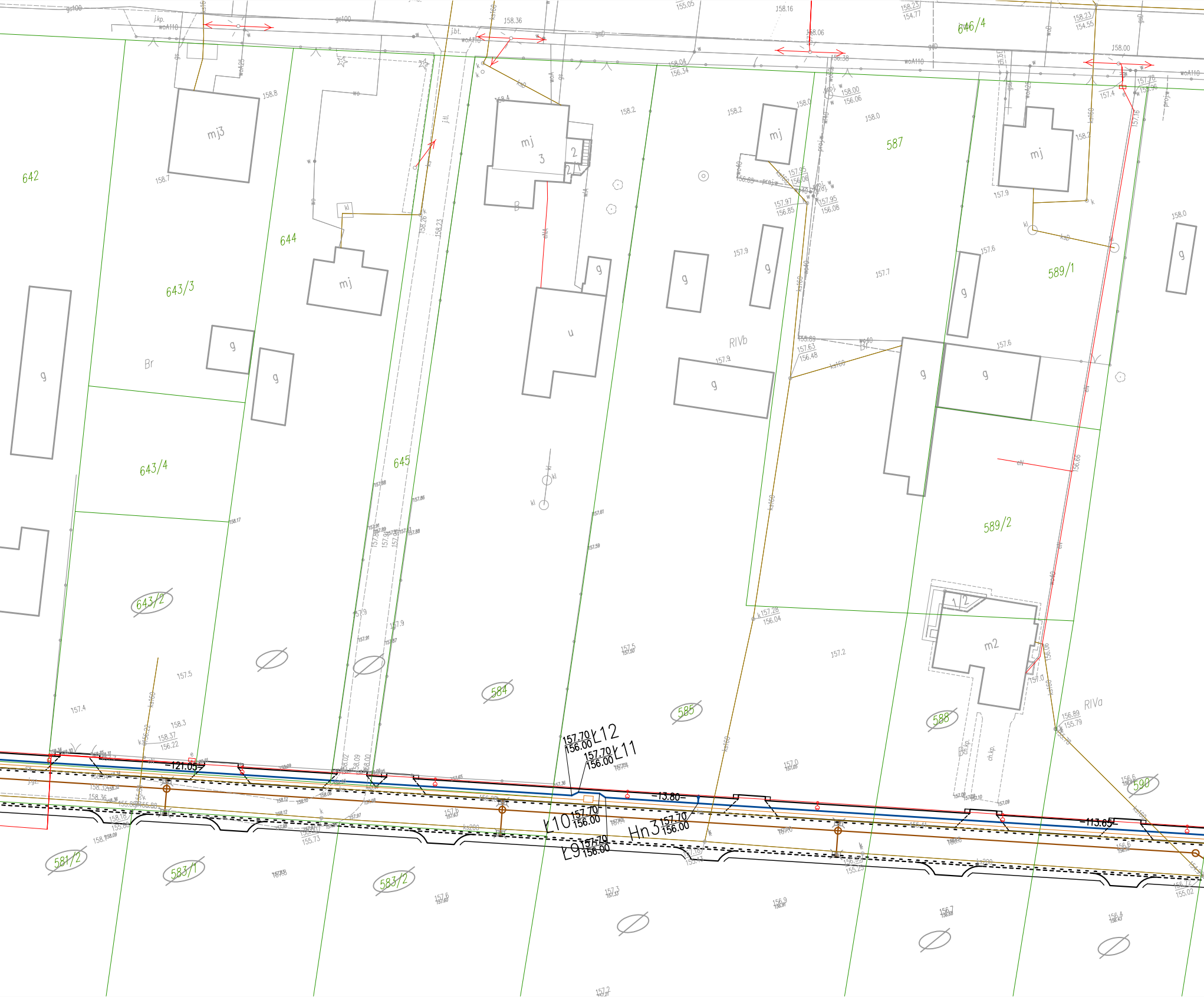
646/4
642
643/3
643/4
643/2
644
645
584
585
587
588
589/1
589/2
590
581/2
583/1
583/2
mj3
mj
mj 3
m2
u
g
B
Br
RIVb
RIVa
157.70 / 156.00 L12
157.70 / 156.00 L11
L10 157.70 / 156.00
L9 157.70 / 156.00
Hn3 157.70 / 156.00
-121.05-
-13.80-
-113.65-

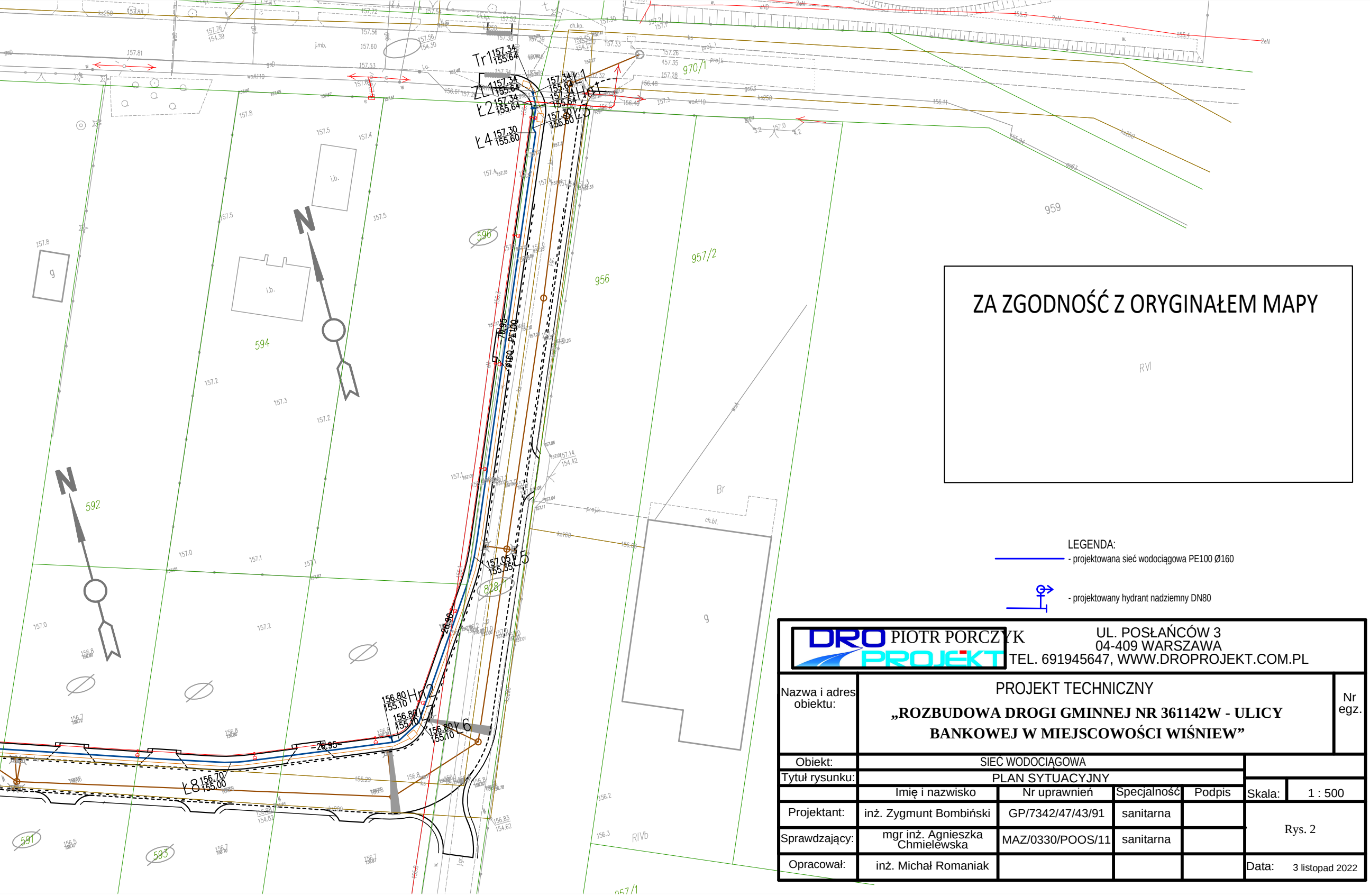
Tr1 157.34 155.64
Ł1 157.34 155.64
Ł2 157.34 155.64
Ł3 157.34 155.64
Ł4 157.30 155.60
157.30 155.60 Ł5
Hp1
Ø160 PE100
76.95
157.05 155.55 Ł5
28.90
26.95
156.80 155.10 Hp2
156.80 155.10
156.80 155.10 Ł6
Ł8 156.70 155.00
N
N
594
596
592
591
593
956
957/2
959
970/1
828/1
957/1
RVI
RIVb
Br
i.b.
g

ZA ZGODNOŚĆ Z ORYGINAŁEM MAPY

LEGENDA:

- projektowana sieć wodociągowa PE100 Ø160

- projektowany hydrant nadziemny DN80

DRO PROJEKT PIOTR PORCZYK
UL. POSŁAŃCÓW 3
04-409 WARSZAWA
TEL. 691945647, WWW.DROPROJEKT.COM.PL

Nazwa i adres obiektu:	PROJEKT TECHNICZNY **„ROZBUDOWA DROGI GMINNEJ NR 361142W - ULICY BANKOWEJ W MIEJSCOWOŚCI WIŚNIEW”**				Nr egz.
Obiekt:	SIEĆ WODOCIĄGOWA				
Tytuł rysunku:	PLAN SYTUACYJNY				
	Imię i nazwisko	Nr uprawnień	Specjalność	Podpis	Skala: 1 : 500
Projektant:	inż. Zygmunt Bombiński	GP/7342/47/43/91	sanitarna		Rys. 2
Sprawdzający:	mgr inż. Agnieszka Chmielewska	MAZ/0330/POOS/11	sanitarna		
Opracował:	inż. Michał Romaniak				Data: 3 listopad 2022